

Please write clearly in block capitals.

Centre number

--	--	--	--	--

Candidate number

--	--	--	--

Surname

---

Forename(s)

---

Candidate signature

---

I declare this is my own work.

# GCSE CHEMISTRY

# F

Foundation Tier Paper 1

Time allowed: 1 hour 45 minutes

## Materials

For this paper you must have:

- a ruler
- a scientific calculator
- the periodic table (enclosed).

## Instructions

- Use black ink or black ball-point pen.
- Pencil should only be used for drawing.
- Fill in the boxes at the top of this page.
- Answer **all** questions in the spaces provided. Do not write outside the box around each page or on blank pages.
- If you need extra space for your answer(s), use the lined pages at the end of this book. Write the question number against your answer(s).
- Do all rough work in this book. Cross through any work you do not want to be marked.
- In all calculations, show clearly how you work out your answer.

## Information

- The maximum mark for this paper is 100.
- The marks for questions are shown in brackets.
- You are expected to use a calculator where appropriate.
- You are reminded of the need for good English and clear presentation in your answers.

For Examiner's Use	
Question	Mark
1	
2	
3	
4	
5	
6	
7	
8	
9	
10	
<b>TOTAL</b>	



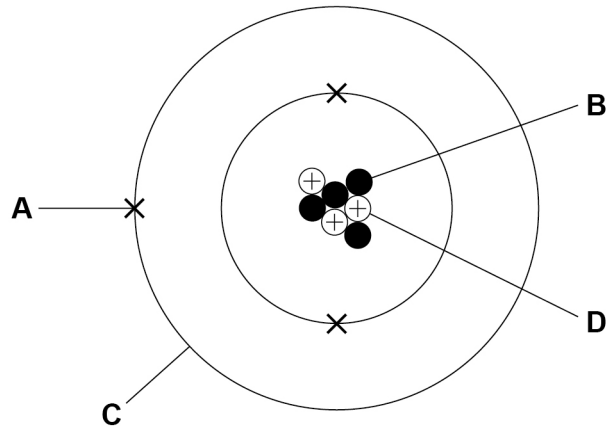
0 1

This question is about atoms.

0 1 . 1

Figure 1 represents an atom of an element.

Figure 1

Draw **one** line from each name to the correct label.

[2 marks]

Name

Label

Neutron

A

B

Proton

C

D



**0 1 . 2** An atom of element **Y** has:

- an atomic number of 9
- a mass number of 19.

Give the number of electrons and the number of neutrons in this atom.

Choose answers from the box.

**[2 marks]**

<b>1</b>	<b>9</b>	<b>10</b>	<b>19</b>	<b>28</b>
----------	----------	-----------	-----------	-----------

Number of electrons \_\_\_\_\_

Number of neutrons \_\_\_\_\_

**Question 1 continues on the next page**

**Turn over ►**



**Table 1** shows information about two isotopes of element **Z**.

**Table 1**

	Mass number	Percentage abundance (%)
Isotope <b>A</b>	39	93.3
Isotope <b>B</b>	41	6.7

**0 1 3** Calculate the relative atomic mass ( $A_r$ ) of element **Z**.

Use **Table 1** and the equation:

$$A_r = \frac{(\text{mass number} \times \text{percentage}) \text{ of isotope } \mathbf{A} + (\text{mass number} \times \text{percentage}) \text{ of isotope } \mathbf{B}}{100}$$

Give your answer to 3 significant figures.

**[3 marks]**

---



---



---



---

$A_r$  (3 significant figures) = \_\_\_\_\_



0 1 . 4 Suggest the identity of element **Z**.

Use the periodic table.

[1 mark]

Element **Z** \_\_\_\_\_

0 1 . 5 Complete the sentence.

Choose the answer from the box.

[1 mark]

electrons

neutrons

protons

Isotopes of the same element have different mass numbers because the isotopes have different numbers of \_\_\_\_\_.

9

Turn over for the next question

Turn over ►



**There are no questions printed on this page**

*Do not write  
outside the  
box*

**DO NOT WRITE ON THIS PAGE  
ANSWER IN THE SPACES PROVIDED**



0 2

This question is about elements, compounds and mixtures.

0 2 . 1

Which type of substance is hydrogen?

[1 mark]

Tick (✓) **one** box.

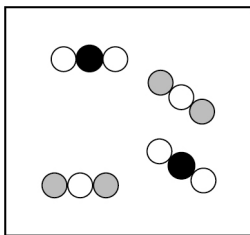
Element

Compound

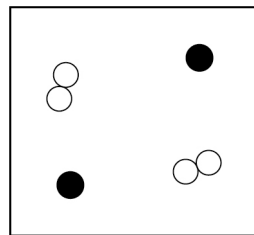
Mixture

The diagrams in **Figure 2** represent different substances.

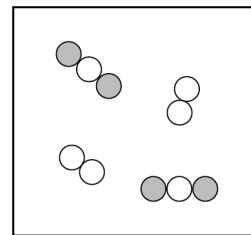
● ● and ○ represent atoms of three different elements.

**Figure 2**

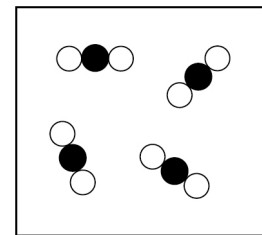
A



B



C



D

Use **Figure 2** to answer questions **02.2** and **02.3**.

0 2 . 2

Which diagram represents a mixture of compounds?

[1 mark]

A B C D 

0 2 . 3

Which diagram represents a mixture of elements?

[1 mark]

A B C D 

Turn over ►



Substances can be separated from mixtures by using different methods.

0 2 . 4

Complete the sentence.

[1 mark]

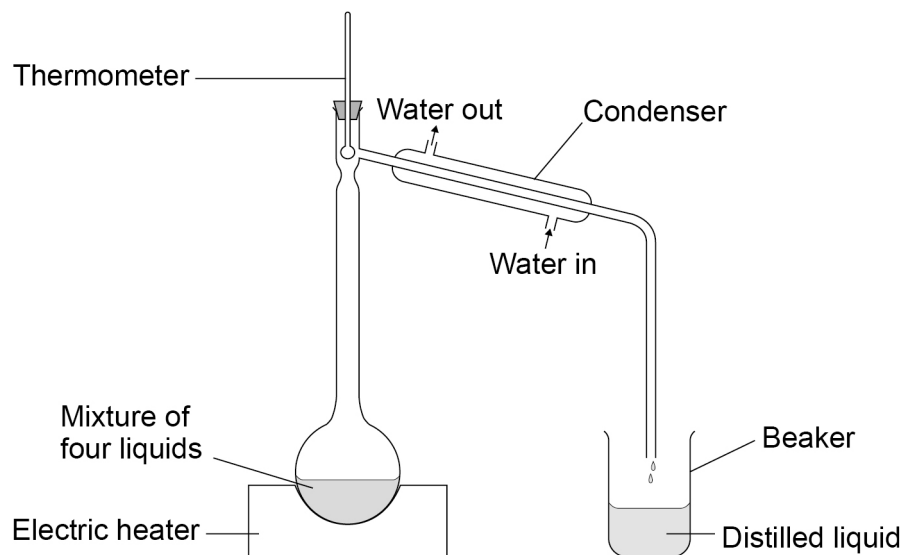
Sand can be separated from a mixture of sand and water by

\_\_\_\_\_.

A mixture of four liquids was fractionally distilled.

**Figure 3** shows the apparatus used.

**Figure 3**



**Table 2** shows the boiling points of the four liquids in the mixture.

**Table 2**

Liquid	Boiling point in °C
<b>A</b>	97
<b>B</b>	138
<b>C</b>	78
<b>D</b>	118





**0 2 . 5** Which liquid in **Table 2** would distil and be collected in the beaker first?

**[1 mark]**

Liquid \_\_\_\_\_

**0 2 . 6** Suggest what would happen to the temperature of the water as the water flows through the condenser.

**[1 mark]**

---

---

**0 2 . 7** Describe how to obtain sodium chloride crystals from sodium chloride solution by crystallisation.

**[2 marks]**

---

---

---

---

8

**Turn over for the next question**

**Turn over ►**



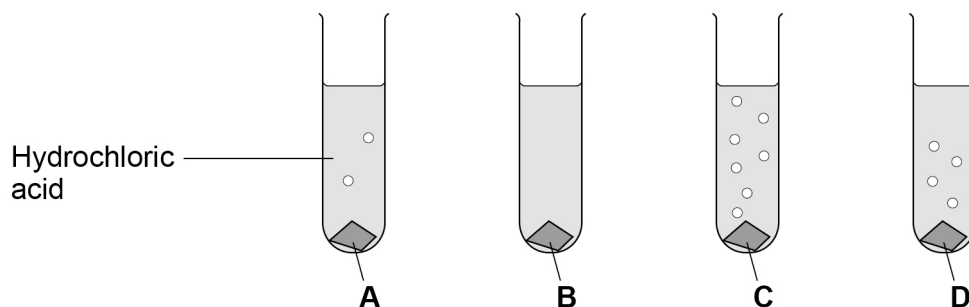
0 3

This question is about acids.

A student added four metals, **A**, **B**, **C** and **D** to hydrochloric acid.

**Figure 4** shows the rate of bubbling in each tube.

**Figure 4**



Use **Figure 4** to answer questions **03.1** and **03.2**.

0 3 . 1

Which metal is copper?

[1 mark]

Tick (✓) **one** box.

A       B       C       D

0 3 . 2

Which metal is the most reactive?

[1 mark]

Tick (✓) **one** box.

A       B       C       D

0 3 . 3

A metal oxide reacts with an acid to produce zinc sulfate and water.

Name the metal oxide and the acid used in this reaction.

[2 marks]

Name of metal oxide \_\_\_\_\_

Name of acid \_\_\_\_\_



**0 3 . 4** Universal indicator is used to measure the pH of a solution.

Draw **one** line from each pH to the colour of universal indicator in a solution with that pH.

**[2 marks]**

pH	Colour of universal indicator
1	Blue
7	Green
	Purple
	Red
	Yellow

**Question 3 continues on the next page**

**Turn over ►**



A student reacts an acid with an alkali in a titration.

**0 3 . 5** What is the type of reaction when an acid reacts with an alkali?

**[1 mark]**

Tick (✓) **one** box.

Combustion

Decomposition

Neutralisation

**0 3 . 6** **Figure 5** shows a piece of equipment used to measure the volume of the acid in the titration.

**Figure 5**



What is the name of this piece of equipment?

**[1 mark]**

Tick (✓) **one** box.

Burette

Pipette

Syringe

Tube



**Turn over for the next question**

*Do not write  
outside the  
box*

**DO NOT WRITE ON THIS PAGE  
ANSWER IN THE SPACES PROVIDED**

**Turn over ►**



0 4

This question is about the periodic table.

**Figure 6** shows an early version of the periodic table published by a scientist.

**Figure 6**

H																
Li	Be	B	C	N	O	F										
Na	Mg	Al	Si	P	S	Cl										
K	Cu	Ca	Zn	?	?	Ti	?	V	As	Cr	Se	Mn	Br	Fe	Co	Ni
Rb	Ag	Sr	Cd	Y	In	Zr	Sn	Nb	Sb	Mo	Te	?	I	Ru	Rh	Pd

0 4 . 1

The scientist left gaps in the periodic table in **Figure 6**.

Each gap is represented by a question mark (?).

Give **one** reason why the scientist left gaps in this periodic table.

[1 mark]

---



---

0 4 . 2

Which scientist published the periodic table in **Figure 6**?

[1 mark]

Tick (✓) **one** box.

Bohr

Chadwick

Mendeleev



**0 4 . 3** The modern periodic table is different from the periodic table in **Figure 6**.

One extra group of elements has been added.

What is the name of the extra group of elements in the modern periodic table?

**[1 mark]**

Tick (✓) **one** box.

Alkali metals

Halogens

Noble gases

**0 4 . 4** Why do the elements in Group 1 of the modern periodic table have similar chemical properties?

**[1 mark]**

Tick (✓) **one** box.

The elements all form negative ions.

The elements all have one electron in the outer shell.

The elements all have the same number of shells.

**Question 4 continues on the next page**

**Turn over ►**



**0 4 . 5** Table 3 shows the melting points of the first five elements going down Group 1.

**Table 3**

Element	Melting point in °C
Lithium	181
Sodium	98
Potassium	<b>X</b>
Rubidium	39
Caesium	29

Predict value **X**.

[1 mark]

**X** = \_\_\_\_\_ °C

**0 4 . 6** Give **one** observation you would see when a small piece of potassium is added to water.

[1 mark]

---

---





**0 4 . 7** Table 4 shows information about the first five elements going down Group 7.

**Table 4**

Element	State at 150 °C	Symbol	Formula of the compound with hydrogen
Fluorine	gas	F	HF
Chlorine	_____	Cl	HCl
Bromine	gas	Br	HBr
Iodine	liquid	I	HI
Astatine	solid	At	_____

Complete **Table 4**.

**[2 marks]**

**0 4 . 8** The elements in Group 7 consist of molecules.

What is the formula of a molecule of bromine?

**[1 mark]**

Tick (✓) **one** box.

Br

Br<sub>2</sub>

Br<sup>2</sup>

2Br

Turn over ►

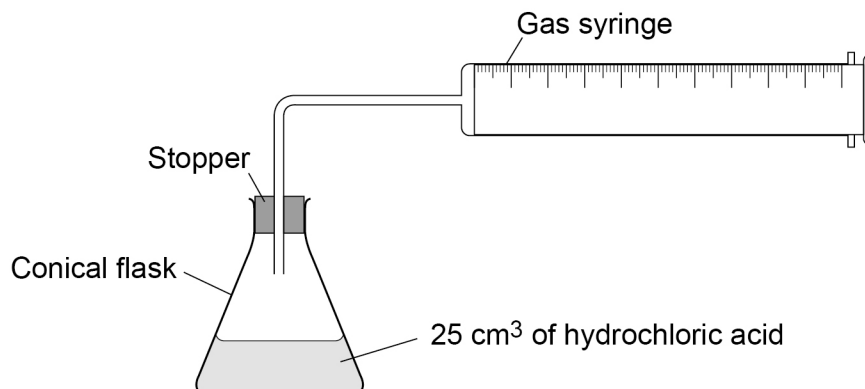


0 5

A student investigated the reaction of magnesium with hydrochloric acid.

**Figure 7** shows the apparatus used.

**Figure 7**



This is the method used.

1. Set up the apparatus as shown in **Figure 7**.
2. Cut 10 mm of magnesium ribbon.
3. Remove the stopper.
4. Add the magnesium ribbon to the conical flask.
5. Replace the stopper as quickly as possible.
6. Record the final reading on the gas syringe when the reaction has stopped.
7. Repeat steps 1 to 6 three more times.
8. Repeat steps 1 to 7 with different lengths of magnesium ribbon.



**0 5 . 1** Which gas is produced when magnesium reacts with hydrochloric acid?

**[1 mark]**

Tick (✓) **one** box.

Carbon dioxide

Chlorine

Hydrogen

Oxygen

**0 5 . 2** What was the independent variable in the investigation?

**[1 mark]**

---

**0 5 . 3** Give **one** control variable in the investigation.

**[1 mark]**

---

**Question 5 continues on the next page**

**Turn over ►**



**Table 5** shows the results for one length of magnesium ribbon.

**Table 5**

	<b>Trial 1</b>	<b>Trial 2</b>	<b>Trial 3</b>	<b>Trial 4</b>
<b>Volume of gas produced in cm<sup>3</sup></b>	19	36	37	32

One of the results was anomalous.

**0 5 4** Which trial in **Table 5** gave an anomalous result?

**[1 mark]**

Trial \_\_\_\_\_

**0 5 5** Suggest **one** reason for the anomalous result in **Table 5**.

**[1 mark]**

---

---



**0 5 . 6** **Table 6** shows the mean volume of gas produced for each length of magnesium ribbon.

**Table 6**

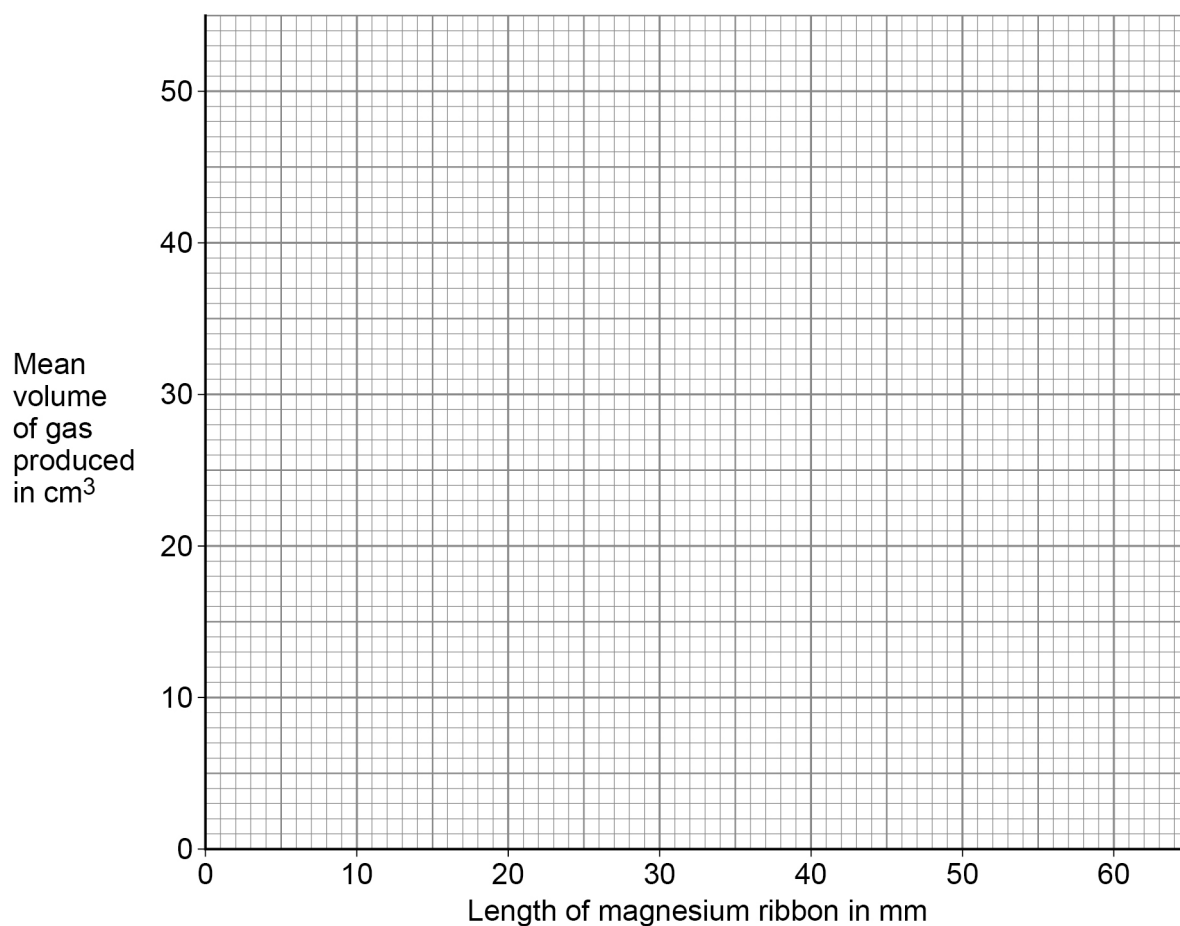
<b>Length of magnesium ribbon in mm</b>	10	20	30	40	50	60
<b>Mean volume of gas produced in cm<sup>3</sup></b>	7	14	21	28	35	42

Plot the data from **Table 6** on **Figure 8**.

Draw a line of best fit.

**[3 marks]**

**Figure 8**



**0 5 . 7** Complete the sentence.

**[1 mark]**

As the length of the magnesium ribbon increases, the mean volume of gas produced

\_\_\_\_\_.

**Turn over ►**

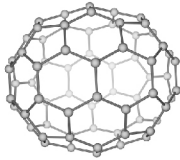


0 6


This question is about carbon and compounds of carbon.

Figure 9 shows diagrams that represent different structures.

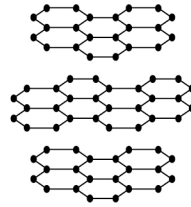
Figure 9



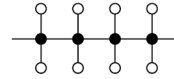
A



B



C



D

Use Figure 9 to answer questions 06.1 and 06.2.

0 6

. 1

Which diagram represents graphite?

[1 mark]

Tick (✓) **one** box.

A

B

C

D

0 6

. 2

Which diagram represents poly(ethene)?

[1 mark]

Tick (✓) **one** box.

A

B

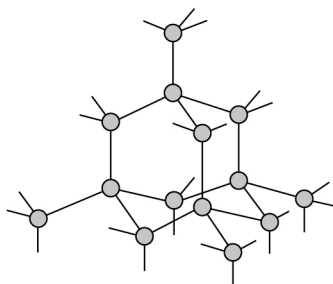
C

D



Figure 10 represents the structure of diamond.

Figure 10



Key

● Carbon atom

0 6 . 3 How many covalent bonds does each carbon atom form in diamond?

[1 mark]

---

0 6 . 4 Which is a property of diamond?

[1 mark]

Tick (✓) **one** box.

Conducts electricity

Low melting point

Very hard

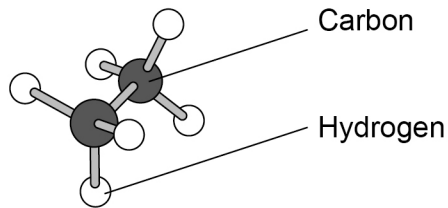
Question 6 continues on the next page

Turn over ►



0 6 . 5 Figure 11 shows a model of a molecule.

Figure 11



Complete the molecular formula of the molecule.

[1 mark]

Molecular formula = C    H   

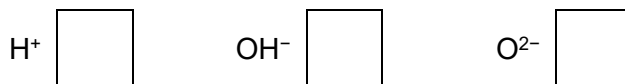
Carbonic acid is a compound of carbon.

The formula of carbonic acid is  $\text{H}_2\text{CO}_3$

0 6 . 6 Which ion is produced by carbonic acid in aqueous solution?

[1 mark]

Tick (✓) **one** box.



0 6 . 7 Calculate the relative formula mass ( $M_r$ ) of carbonic acid ( $\text{H}_2\text{CO}_3$ ).

Relative atomic masses ( $A_r$ ): H = 1 C = 12 O = 16

[2 marks]

---



---



---

Relative formula mass ( $M_r$ ) = \_\_\_\_\_

8





0 7

This question is about small particles.

0 7 . 1

Coarse particles, fine particles and nanoparticles are all small particles.

Which is the largest particle?

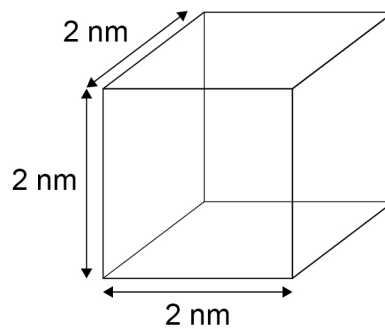
**[1 mark]**Tick (✓) **one** box.

Coarse particle

Fine particle

Nanoparticle

0 7 . 2

**Figure 12** shows a cubic nanoparticle.**Figure 12**The surface area of the cubic nanoparticle is  $24 \text{ nm}^2$ .

Calculate:

- the volume of the cubic nanoparticle
- the simplest surface area : volume ratio of the cubic nanoparticle.

**[4 marks]**


---



---

Volume = \_\_\_\_\_  $\text{nm}^3$

---



---

Simplest surface area : volume ratio = \_\_\_\_\_ : 1

**Turn over ►**

**0 7 . 3** Catalysts made of nanoparticles are often more effective than catalysts made of normal sized particles.

Complete the sentences.

**[2 marks]**

Compared with normal sized particles, the surface area to volume ratio of nanoparticles is \_\_\_\_\_.

This means that the mass of a nanoparticle catalyst needed to have the same effect as the same catalyst made of normal sized particles is \_\_\_\_\_.

**0 7 . 4** Silver nanoparticles can be added to the material used to make socks.

Some facts about silver and bacteria are:

- silver nanoparticles are small enough to be breathed in
- silver is very expensive
- silver can kill bacteria
- bacteria can cause infections
- bacteria can break down sweat to produce unpleasant smells.

Suggest **one** advantage and **one** disadvantage of wearing socks containing silver nanoparticles.

**[2 marks]**

Advantage \_\_\_\_\_

\_\_\_\_\_

Disadvantage \_\_\_\_\_

\_\_\_\_\_



**0 7 . 5** An atom has a radius of  $1 \times 10^{-10}$  m.

A spherical nanoparticle has a radius of  $1 \times 10^{-8}$  m.

How many times larger is the radius of the nanoparticle than the radius of the atom?

**[1 mark]**

Tick (✓) **one** box.

2 times

10 times

100 times

200 times

**10**

**Turn over for the next question**

**Turn over ►**



0 8

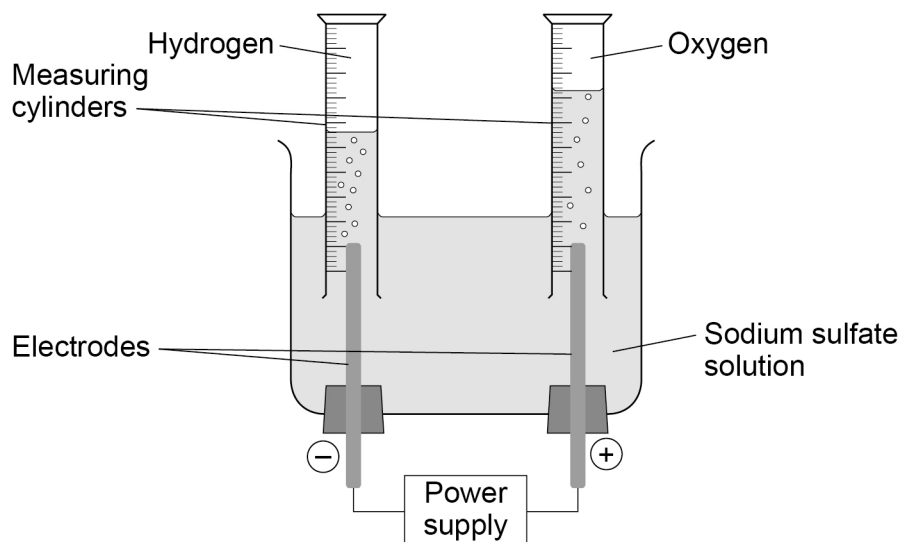
This question is about electrolysis.

Ionic compounds decompose when they are electrolysed.

A student electrolyses sodium sulfate solution.

**Figure 13** shows the apparatus used.

**Figure 13**



0 8 . 1

Sodium sulfate solution contains:

- hydrogen ions
- hydroxide ions
- sodium ions
- sulfate ions.

Oxygen is produced at the positive electrode.

Which ions are discharged at the positive electrode to produce oxygen?

**[1 mark]**

Tick (✓) **one** box.

Hydrogen ions

Hydroxide ions

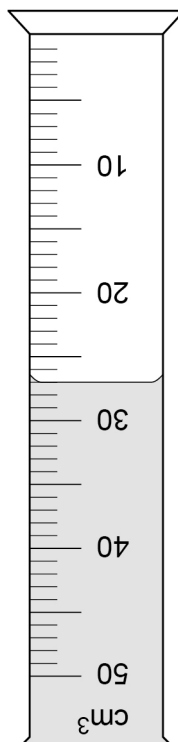
Sodium ions

Sulfate ions



0 8 . 2 Figure 14 shows one of the measuring cylinders during the electrolysis.

Figure 14



What is the volume of gas in the measuring cylinder?

[1 mark]

Volume of gas = \_\_\_\_\_ cm<sup>3</sup>

0 8 . 3 Ionic compounds can be electrolysed when molten or dissolved in water.

Why can ionic compounds **not** be electrolysed when solid?

You should answer in terms of ions.

[1 mark]

---



---

Turn over ►



**0 8 . 4** Table 7 shows the products of electrolysis of two molten compounds.

**Table 7**

Molten compound	Product at negative electrode	Product at positive electrode
Potassium iodide	Potassium	_____
Zinc bromide	_____	Bromine

Complete **Table 7**.

**[2 marks]**

**0 8 . 5** The electrolysis of molten sodium chloride is used to extract sodium metal.

Why is sodium metal extracted by electrolysis instead of by reduction with carbon?

**[1 mark]**

Tick (✓) **one** box.

Carbon conducts electricity.

Carbon is less reactive than sodium.

Carbon reduction uses more energy.

**0 8 . 6** What is the state symbol for molten sodium chloride?

**[1 mark]**

Tick (✓) **one** box.

(aq)

(g)

(l)

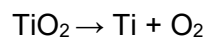
(s)



0 8 . 7

Titanium can be produced from titanium oxide by electrolysis.

The equation for the reaction is:



Calculate the percentage atom economy for the production of titanium from titanium oxide by electrolysis.

Use the equation:

$$\text{Percentage atom economy} = \frac{\text{Relative atomic mass of desired product}}{\text{Relative formula mass of reactant}} \times 100$$

Relative atomic mass ( $A_r$ ): Ti = 48

Relative formula mass ( $M_r$ ):  $\text{TiO}_2 = 80$

[2 marks]

---

---

---

---

Percentage atom economy = \_\_\_\_\_ %

9

Turn over for the next question

Turn over ►

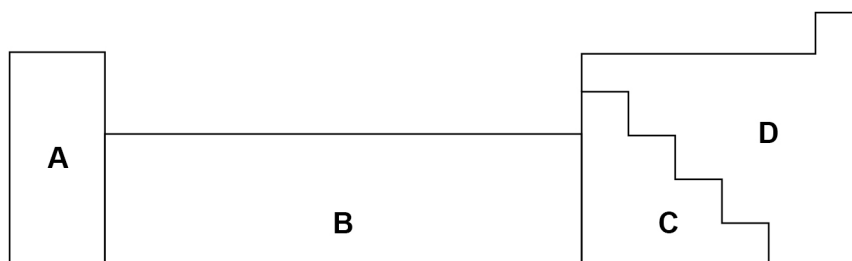


0 9

This question is about metals and non-metals.

Figure 15 shows an outline of part of the periodic table.

Figure 15



0 9 . 1

Element **Q** is a dull solid with a melting point of 44 °C.

Element **Q** does not conduct electricity.

Which section of the periodic table in **Figure 15** is most likely to contain element **Q**?

[1 mark]

Tick (✓) **one** box.

A       B       C       D

0 9 . 2

Element **R** forms ions of formula  $R^{2+}$  and  $R^{3+}$

Which section of the periodic table in **Figure 15** is most likely to contain element **R**?

[1 mark]

Tick (✓) **one** box.

A       B       C       D

0 9 . 3

Give **two** differences between the physical properties of the elements in Group 1 and those of the transition elements.

[2 marks]

1 \_\_\_\_\_

\_\_\_\_\_

2 \_\_\_\_\_

\_\_\_\_\_



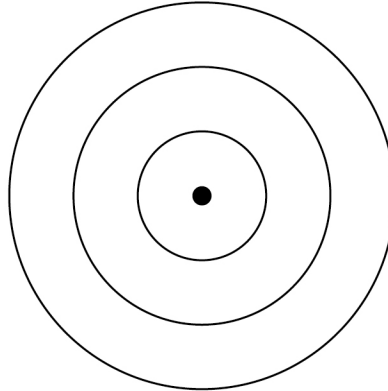


**0 9 . 4** Complete **Figure 16** to show the electronic structure of an aluminium atom.

Use the periodic table.

**[1 mark]**

**Figure 16**



**0 9 . 5** Aluminium is a metal.

Describe how metals conduct electricity.

Answer in terms of electrons.

**[3 marks]**

---

---

---

---

---

---

---

**0 9 . 6** Name the type of bonding in compounds formed between metals and non-metals.

**[1 mark]**

---

**Turn over ►**



0 9 . 7

Magnesium oxide is a compound formed from the metal magnesium and the non-metal oxygen.

Describe what happens when a magnesium atom reacts with an oxygen atom.

You should refer to electrons in your answer.

**[4 marks]**

---

---

---

---

---

---

---

---

---

---

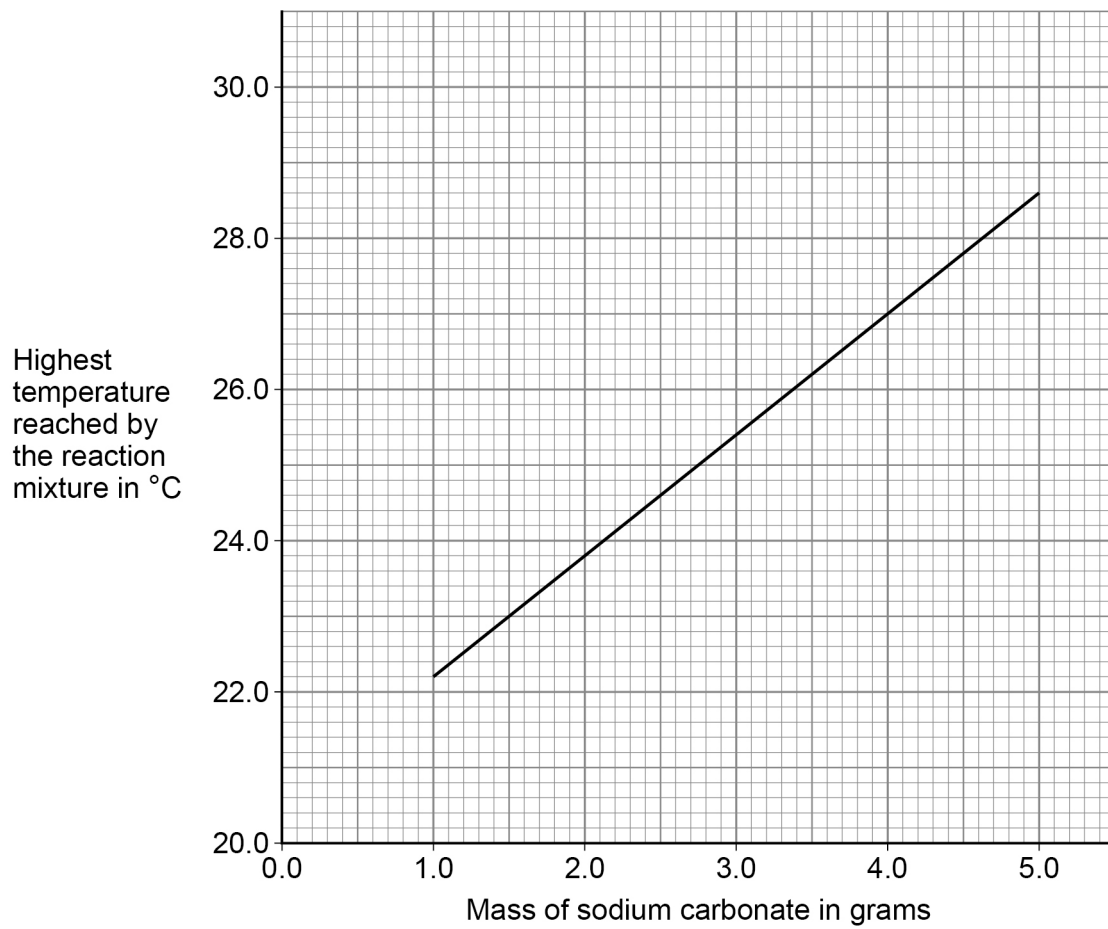
13





Figure 17 shows a line of best fit drawn through the student's results.

Figure 17



**1 0 . 2** Determine the gradient of the line of best fit in **Figure 17**.

Use the equation:

$$\text{Gradient} = \frac{\text{Change in highest temperature}}{\text{Change in mass}}$$

Give the unit.

**[5 marks]**

---

---

---

---

---

---

---

---

---

---

Gradient = \_\_\_\_\_ Unit \_\_\_\_\_

**1 0 . 3** The initial temperature of the reaction mixture is where the line of best fit would meet the *y*-axis.

Determine the initial temperature of the reaction mixture.

Show your working on **Figure 17**.

**[2 marks]**

Initial temperature of the reaction mixture = \_\_\_\_\_ °C

Turn over ►



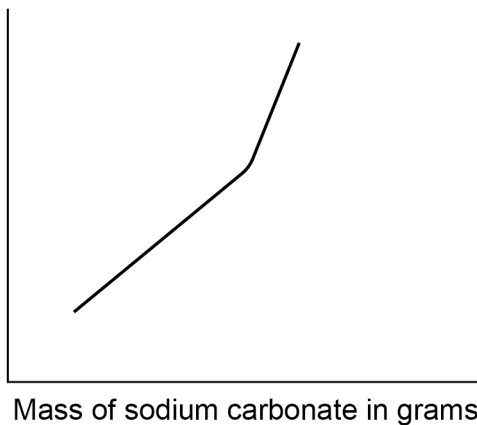
1 0 . 4

Another student repeated the investigation but added sodium carbonate until the sodium carbonate was in excess.

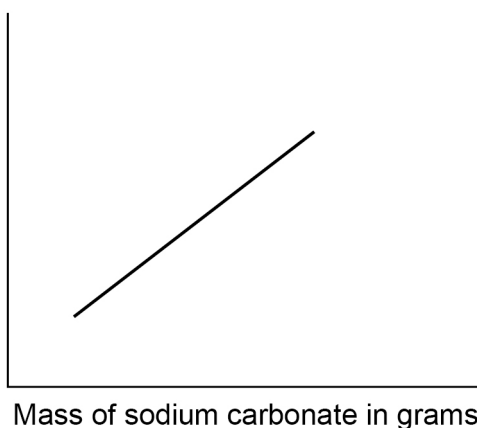
Which sketch graph shows the results obtained when sodium carbonate was added until in excess?

**[1 mark]**Tick (✓) **one** box.

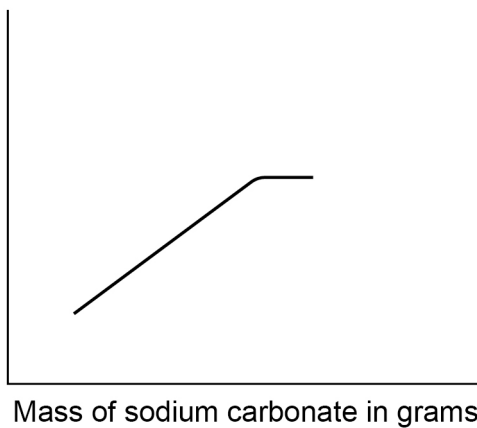
**A** Highest temperature reached by the reaction mixture in °C



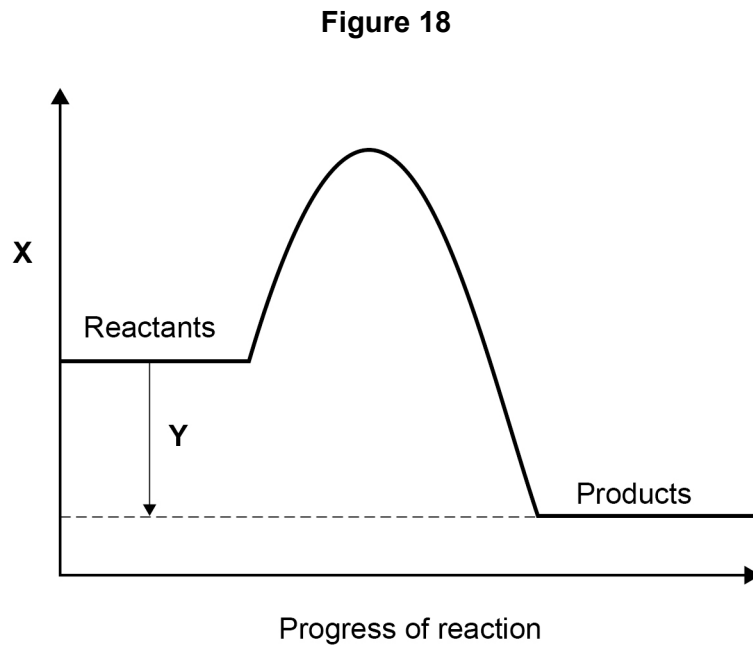
**B** Highest temperature reached by the reaction mixture in °C



**C** Highest temperature reached by the reaction mixture in °C



**Figure 18** shows a reaction profile for the reaction of sodium carbonate with hydrochloric acid.



**1 0 . 5** What do labels **X** and **Y** represent on **Figure 18**?

[2 marks]

**X** \_\_\_\_\_

**Y** \_\_\_\_\_

**1 0 . 6** How does the reaction profile show that the reaction is exothermic?

Use **Figure 18**.

[1 mark]

\_\_\_\_\_

\_\_\_\_\_

17

**END OF QUESTIONS**



**There are no questions printed on this page**

*Do not write  
outside the  
box*

**DO NOT WRITE ON THIS PAGE  
ANSWER IN THE SPACES PROVIDED**











**There are no questions printed on this page**

*Do not write  
outside the  
box*

**DO NOT WRITE ON THIS PAGE  
ANSWER IN THE SPACES PROVIDED**

**Copyright information**

For confidentiality purposes, all acknowledgements of third-party copyright material are published in a separate booklet. This booklet is published after each live examination series and is available for free download from [www.aqa.org.uk](http://www.aqa.org.uk).

Permission to reproduce all copyright material has been applied for. In some cases, efforts to contact copyright-holders may have been unsuccessful and AQA will be happy to rectify any omissions of acknowledgements. If you have any queries please contact the Copyright Team.

Copyright © 2022 AQA and its licensors. All rights reserved.

