



Oxford Cambridge and RSA

Foundation

GCSE

Combined Science Biology A Gateway Science

J250/01: Paper 1 (Foundation Tier)

General Certificate of Secondary Education

Mark Scheme for June 2022

OCR (Oxford Cambridge and RSA) is a leading UK awarding body, providing a wide range of qualifications to meet the needs of candidates of all ages and abilities. OCR qualifications include AS/A Levels, Diplomas, GCSEs, Cambridge Nationals, Cambridge Technicals, Functional Skills, Key Skills, Entry Level qualifications, NVQs and vocational qualifications in areas such as IT, business, languages, teaching/training, administration and secretarial skills.

It is also responsible for developing new specifications to meet national requirements and the needs of students and teachers. OCR is a not-for-profit organisation; any surplus made is invested back into the establishment to help towards the development of qualifications and support, which keep pace with the changing needs of today's society.

This mark scheme is published as an aid to teachers and students, to indicate the requirements of the examination. It shows the basis on which marks were awarded by examiners. It does not indicate the details of the discussions which took place at an examiners' meeting before marking commenced.

All examiners are instructed that alternative correct answers and unexpected approaches in candidates' scripts must be given marks that fairly reflect the relevant knowledge and skills demonstrated.

Mark schemes should be read in conjunction with the published question papers and the report on the examination.

© OCR 2022

MARKING INSTRUCTIONS**PREPARATION FOR MARKING
RM ASSESSOR**

1. Make sure that you have accessed and completed the relevant training packages for on-screen marking: *RM Assessor Assessor Online Training; OCR Essential Guide to Marking*.
2. Make sure that you have read and understood the mark scheme and the question paper for this unit. These are posted on the RM Cambridge Assessment Support Portal <http://www.rm.com/support/ca>
3. Log-in to RM Assessor and mark the **required number** of practice responses (“scripts”) and the **number of required** standardisation responses.

YOU MUST MARK 10 PRACTICE AND 10 STANDARDISATION RESPONSES BEFORE YOU CAN BE APPROVED TO MARK LIVE SCRIPTS.

MARKING

1. Mark strictly to the mark scheme.
2. Marks awarded must relate directly to the marking criteria.
3. The schedule of dates is very important. It is essential that you meet the RM Assessor 50% and 100% (traditional 40% Batch 1 and 100% Batch 2) deadlines. If you experience problems, you must contact your Team Leader (Supervisor) without delay.
4. If you are in any doubt about applying the mark scheme, consult your Team Leader by telephone or the RM Assessor messaging system, or by email.
5. **Crossed Out Responses**
Where a candidate has crossed out a response and provided a clear alternative then the crossed out response is not marked. Where no alternative response has been provided, examiners may give candidates the benefit of the doubt and mark the crossed out response where legible.

Rubric Error Responses – Optional Questions

Where candidates have a choice of question across a whole paper or a whole section and have provided more answers than required, then all responses are marked and the highest mark allowable within the rubric is given. Enter a mark for each question answered into RM assessor, which will select the highest mark from those awarded. *(The underlying assumption is that the candidate has penalised themselves by attempting more questions than necessary in the time allowed.)*

Multiple Choice Question Responses

When a multiple choice question has only a single, correct response and a candidate provides two responses (even if one of these responses is correct), then no mark should be awarded (as it is not possible to determine which was the first response selected by the candidate). *When a question requires candidates to select more than one option/multiple options, then local marking arrangements need to ensure consistency of approach.*

Contradictory Responses

When a candidate provides contradictory responses, then no mark should be awarded, even if one of the answers is correct.

Short Answer Questions (requiring only a list by way of a response, usually worth only **one mark per response)**

Where candidates are required to provide a set number of short answer responses then only the set number of responses should be marked. The response space should be marked from left to right on each line and then line by line until the required number of responses have been considered. The remaining responses should not then be marked. Examiners will have to apply judgement as to whether a 'second response' on a line is a development of the 'first response', rather than a separate, discrete response. *(The underlying assumption is that the candidate is attempting to hedge their bets and therefore getting undue benefit rather than engaging with the question and giving the most relevant/correct responses.)*

Short Answer Questions (requiring a more developed response, worth **two or more marks)**

If the candidates are required to provide a description of, say, three items or factors and four items or factors are provided, then mark on a similar basis – that is downwards (as it is unlikely in this situation that a candidate will provide more than one response in each section of the response space.)

Longer Answer Questions (requiring a developed response)

Where candidates have provided two (or more) responses to a medium or high tariff question which only required a single (developed) response and not crossed out the first response, then only the first response should be marked. Examiners will need to apply professional judgement as to whether the second (or a subsequent) response is a 'new start' or simply a poorly expressed continuation of the first response.

6. Always check the pages (and additional objects if present) at the end of the response in case any answers have been continued there. If the candidate has continued an answer there, then add a tick to confirm that the work has been seen.
7. Award No Response (NR) if:
 - there is nothing written in the answer space

Award Zero '0' if:

- anything is written in the answer space and is not worthy of credit (this includes text and symbols).

Team Leaders must confirm the correct use of the NR button with their markers before live marking commences and should check this when reviewing scripts.

8. The RM Assessor **comments box** is used by your team leader to explain the marking of the practice responses. Please refer to these comments when checking your practice responses. **Do not use the comments box for any other reason.** If you have any questions or comments for your team leader, use the phone, the RM Assessor messaging system, or e-mail.
9. *Assistant Examiners will send a brief report on the performance of candidates to their Team Leader (Supervisor) via email by the end of the marking period. The report should contain notes on particular strengths displayed as well as common errors or weaknesses. Constructive criticism of the question paper/mark scheme is also appreciated.*

10. For answers marked by levels of response: Not applicable in F501

- a. **To determine the level** – start at the highest level and work down until you reach the level that matches the answer
- b. **To determine the mark within the level**, consider the following

Descriptor	Award mark
On the borderline of this level and the one below	At bottom of level
Just enough achievement on balance for this level	Above bottom and either below middle or at middle of level (depending on number of marks available)
Meets the criteria but with some slight inconsistency	Above middle and either below top of level or at middle of level (depending on number of marks available)
Consistently meets the criteria for this level	At top of level

Read through the whole answer from start to finish, using the Level descriptors to help you decide whether it is a strong or weak answer. The indicative scientific content in the Guidance column indicates the expected parameters for candidates' answers, but be prepared to recognise and credit unexpected approaches where they show relevance. Using a 'best-fit' approach based on the skills and science content evidenced within the answer, first decide which set of level descriptors, Level 1, Level 2 or Level 3, best describes the overall quality of the answer.

Once the level is located, award the higher or lower mark:

The higher mark should be awarded where the level descriptor has been evidenced and all aspects of the communication statement (in italics) have been met.

The lower mark should be awarded where the level descriptor has been evidenced but aspects of the communication statement (in italics) are missing.















In summary:

The skills and science content determines the level.

The communication statement determines the mark within a level.

Level of response question on this paper is **12c(i)**

11. Annotations available in RM Assessor

Annotation	Meaning
	Correct response
	Incorrect response
	Omission mark
	Benefit of doubt given
	Contradiction
	Rounding error
	Error in number of significant figures
	Error carried forward
	Level 1
	Level 2
	Level 3
	Benefit of doubt not given
	Noted but no credit given
	Ignore

12. Abbreviations, annotations and conventions used in the detailed Mark Scheme (to include abbreviations and subject-specific conventions).

Annotation	Meaning
/	alternative and acceptable answers for the same marking point
✓	Separates marking points
DO NOT ALLOW	Answers which are not worthy of credit
IGNORE	Statements which are irrelevant
ALLOW	Answers that can be accepted
()	Words which are not essential to gain credit
—	Underlined words must be present in answer to score a mark
ECF	Error carried forward
AW	Alternative wording
ORA	Or reverse argument

13. Subject-specific Marking Instructions

INTRODUCTION

Your first task as an Examiner is to become thoroughly familiar with the material on which the examination depends. This material includes:

- the specification, especially the assessment objectives
- the question paper
- the mark scheme.

You should ensure that you have copies of these materials.

You should ensure also that you are familiar with the administrative procedures related to the marking process. These are set out in the OCR booklet **Instructions for Examiners**. If you are examining for the first time, please read carefully **Appendix 5 Introduction to Script Marking: Notes for New Examiners**.

Please ask for help or guidance whenever you need it. Your first point of contact is your Team Leader.

The breakdown of Assessment Objectives for GCSE (9-1) in Combined Science A:

	Assessment Objective
AO1	Demonstrate knowledge and understanding of scientific ideas and scientific techniques and procedures.
AO1.1	Demonstrate knowledge and understanding of scientific ideas.
AO1.2	Demonstrate knowledge and understanding of scientific techniques and procedures.
AO2	Apply knowledge and understanding of scientific ideas and scientific enquiry, techniques and procedures.
AO2.1	Apply knowledge and understanding of scientific ideas.
AO2.2	Apply knowledge and understanding of scientific enquiry, techniques and procedures.
AO3	Analyse information and ideas to interpret and evaluate, make judgements and draw conclusions and develop and improve experimental procedures.
AO3.1	Analyse information and ideas to interpret and evaluate.
AO3.1a	Analyse information and ideas to interpret.
AO3.1b	Analyse information and ideas to evaluate.
AO3.2	Analyse information and ideas to make judgements and draw conclusions.
AO3.2a	Analyse information and ideas to make judgements.
AO3.2b	Analyse information and ideas to draw conclusions.
AO3.3	Analyse information and ideas to develop and improve experimental procedures.
AO3.3a	Analyse information and ideas to develop experimental procedures.
AO3.3b	Analyse information and ideas to improve experimental procedures.

For answers to Section A if an answer box is blank ALLOW correct indication of answer e.g. circled or underlined.

Question	Answer	Marks	AO element	Guidance
1	A✓	1	1.1	
2	D✓	1	2.2	
3	C✓	1	1.1	
4	A✓	1	2.1	
5	A✓	1	2.1	
6	C✓	1	1.1	
7	A✓	1	1.1	
8	C✓	1	1.1	
9	C✓	1	1.1	
10	C✓	1	2.1	

Question		Answer	Marks	AO element	Guidance
11	(a)	brain ✓ spinal ✓	2	2 x 1.1	ALLOW spinal cord/spine (and the) brain (cord) for 2 marks ALLOW spine
	(b) (i)	Any two from: quick/fast ✓ protects/stops getting burnt ✓ automatic ✓	2	2 x 2.1	IGNORE before going to brain ALLOW instant/straight away ALLOW uncontrollable/subconscious action/did not register/skips the brain/does not realise/done without thinking
	(ii)	<p>muscles in hand</p> <p>motor neurone</p> <p>receptor in skin</p> <p>sensory neurone</p> <p>detects the hot object</p> <p>move the hand away</p> <p>carries electrical impulses to the CNS</p> <p>carries electrical impulses to the muscles in hand</p> <p style="text-align: right;">✓✓✓</p>	3	3 x 1.1	ALLOW any indication of the correct linking when candidates have crossed out lines e.g. letters and numbers next to the boxes all four correct = 3 marks two or three correct = 2 marks one correct = 1 mark

	(c)	(i)	0.27 ✓	1	1 x 2.1	
		(ii)	FIRST CHECK THE ANSWER ON ANSWER LINE If answer = 0.28 award 2 marks 1.40/5 ✓ = 0.28 ✓	2	1 x 2.2 1 x 1.2	ALLOW 1.40 or 1.4 anywhere in answer for one mark
		(iii)	spend most/more (hours) playing computer games ✓ longer amount ✓	1	1 x 2.2	DO NOT ALLOW female/reference to age IGNORE reaction time was the lowest/0.24
	(d)		Any two from: hormones are chemical messengers ✓ transported in the blood ✓ (made or released by endocrine) glands ✓ detected by receptors ✓	2	2 x 1.1	ALLOW released or secreted <u>into</u> blood ALLOW any named gland

Question			Answer	Marks	AO element	Guidance
12	(a)		From left to right: substrate ✓ active ✓ products ✓	3	3 x 2.1	IGNORE specific
	(b)		(conical) flask ✓ (gas) syringe ✓	2	2 x 2.2	

Question		Answer	Marks	AO element	Guidance
(c)*	(i)	<p>Please refer to the marking instructions on page 4 of this mark scheme for guidance on how to mark this question.</p> <p>Level 3 (5–6 marks) Demonstrates detailed knowledge of the lock and key hypothesis AND Describes the pattern in full AND Links the results to a detailed explanation of the pattern</p> <p><i>There is a well-developed line of reasoning which is clear and logically structured. The information presented is relevant and substantiated.</i></p> <p>Level 2 (3–4 marks) Attempts to demonstrate some knowledge of the lock and key hypothesis AND Describes part of the pattern OR Attempts to link the results to an explanation for the pattern</p> <p><i>There is a line of reasoning presented with some structure. The information presented is relevant and supported by some evidence.</i></p> <p>Level 1 (1–2 marks) Attempts to demonstrate some knowledge of the lock and key hypothesis OR Describes part of the pattern</p>	6	2 x 1.1 2 x 3.1a 2 x 3.2b	<p>AO1.1 Demonstrates knowledge and understanding of scientific ideas – lock and key hypothesis</p> <ul style="list-style-type: none"> pH 1 or pH 14 shape of active site is changed pH 1 or pH 14 hydrogen peroxide/substrate no longer fits into active site <p>ALLOW enzyme substrate complex cannot form at pH 1 or 14</p> <p>AO3.1a Analyse information and ideas to interpret the results - describe the pattern in the results</p> <ul style="list-style-type: none"> increase pH 1-6 more gas produced pH 6-14 less gas produced most gas produced at pH 6 <p>AO3.2b Analyse information and ideas to draw conclusion by explaining the pattern linked to results</p> <ul style="list-style-type: none"> pH 1 or pH 14 less gas as enzyme has denatured/no longer works (most gas at) pH 6 because enzyme at optimum /works best <p>IGNORE enzyme is killed</p>

Question			Answer	Marks	AO element	Guidance
			<p><i>There is an attempt at a logical structure with a line of reasoning. The information is in the most part relevant.</i></p> <p>0 marks <i>No response or no response worthy of credit.</i></p>			
		(ii)	<p>idea of using <u>more</u> /different pH values ✓</p> <p>BUT</p> <p>use more values of pH <u>around</u> pH 6 AW ✓</p>	2	2 x 3.3b	<p>IGNORE just repeat</p> <p>ALLOW around neutral or pH 7 e.g. repeat with pH 5 and 7 = 2 marks</p>

Question		Answer	Marks	AO element	Guidance
13	(a)	<p>Any one from:</p> <p>provide biomass/food/habitat (for animals) ✓</p> <p>remove carbon dioxide from atmosphere ✓</p> <p>reference to climate change with an explanation e.g. deforestation can lead to droughts ✓</p>	1	1 x 1.1	<p>IGNORE aesthetic responses / materials for construction</p> <p>IGNORE references to transpiration</p> <p>ALLOW provide nutrients and relevant references to the food chain</p>
	(b) (i)	does not fit pattern / too low /anomalous/outlier ✓	1	1 x 3.1b	ALLOW an explanation e.g., large difference between 15 and 25 or sudden decrease (in number of bubbles)
	(ii)	<p>Any two from:</p> <p>as you increase temperature, rate increases ✓</p> <p>reaches maximum at 25°C ✓</p> <p>rate decreases at higher temperatures above 25°C ✓</p>	2	2 x 3.1a	<p>Answers must be comparative.</p> <p>ALLOW increase temperature more bubbles</p> <p>ALLOW at higher temperatures above 25°C you get fewer bubbles</p> <p>ALLOW for two marks: rate/bubbles increase then decrease</p>
	(c)	<p>idea of moving the lamp different distances ✓</p> <p>mention of controlling a variable ✓</p>	2	2 x 3.3a	<p>ALLOW change the brightness of the lamp / increase the number of lamps/move lamp closer or further (away)</p> <p>ALLOW keep everything else the same e.g., use same temperature.</p>

Question			Answer	Marks	AO element	Guidance
14	(a)	(i)	thermometer✓	1	2.2	
		(ii)	FIRST CHECK THE ANSWER ON ANSWER LINE If answer = 3780(J) award 2 marks (20x4.2x) 45✓ = 3780 ✓	2	2 x 2.2	ALLOW 5460(J) for one mark
	(b)	(i)	13(kJ/g) ✓	1	1 x 2.2	
		(ii)	ATP molecules are made during (cellular) respiration✓ more energy in B so more (cellular) respiration✓	2	1 x 1.1 1 x 2.1	ALLOW more glucose to convert to ATP ALLOW more energy so more ATP

Question			Answer	Marks	AO element	Guidance
15	(a)	(i)	red blood (cell) ✓	1	1 x 2.1	ALLOW erythrocyte ALLOW just rbc
		(ii)	<p>Any three from:</p> <p><u>veins</u> transport blood (to heart) from gaseous exchange system/lungs ✓</p> <p><u>arteries</u> transport (blood away from heart) to gaseous exchange system/lungs ✓</p> <p>left side/left atrium (of the heart) receives blood from gaseous exchange system/lungs ✓</p> <p>right side/right ventricle (of the heart) pumps blood to gaseous exchange system/lungs ✓</p> <p>oxygen enters blood in gaseous exchange system/lung/alveoli or carbon dioxide leaves blood in gaseous exchange system/ lungs/alveoli ✓</p> <p>circulatory system/(blood) vessels transports oxygen to around the body ✓</p>	3	3 x 1.1	<p>IGNORE references to features of gas exchange surface e.g. thin walls / large surface area</p> <p>ALLOW heart/ventricles pumps blood to gaseous exchange system/lung</p> <p>ALLOW blood becomes oxygenated in gaseous exchange system/lung/alveoli ALLOW deoxygenated blood enters lungs and oxygenated blood leaves lungs</p> <p>IGNORE references to just 'gas exchange' IGNORE just oxygen enters body / carbon dioxide leaves body</p> <p>ALLOW heart pumps oxygenated blood around body IGNORE heart pumps oxygenated blood and deoxygenated blood around body ALLOW cells/tissues/organs/named tissues and organs e.g. muscles for body IGNORE references to blood cells / plasma / valves / double circulatory system</p>

	(b)	(sieve plates) have holes in / less cytoplasm ✓ to allow the (easier) transport of sugar / for translocation ✓	2	2 x 1.1	ALLOW perforations/gaps for holes IGNORE partially permeable / permeable ALLOW sucrose for sugar ALLOW sugars pass through IGNORE food/nutrients/cell sap for sugar IGNORE to 'allow things to pass through' IGNORE references to direction of movement DO NOT ALLOW glucose / minerals DO NOT ALLOW sugar moves by osmosis OR alternatively: has companion cells = 1 mark companion cells to provide energy = 2 marks IGNORE 'energy' if no mention of companion cells
	(c)	(i) potometer ✓	1	1 x 1.2	ALLOW transpirometer
		(ii) idea that air will stop the plant taking up water ✓	1	1 x 2.2	ALLOW can form air locks / stops the flow of water / blocks the xylem / less water taken up by plant / reduced rate of uptake IGNORE it will not work / lets bubbles in / loss of pressure

		<p>(iii) FIRST CHECK THE ANSWER ON ANSWER LINE If answer = 0.013 (mm/s) award 3 marks</p> <p>600 ✓ 8/600 ✓ = 0.013 ✓</p>	3	3 x 2.2	<p>ALLOW for 2 marks</p> <p>0.01/0.013333 / 0.013</p> <p>ALLOW ecf where no unit conversion is made e.g. 8÷10 or 0.8 = 1 mark 0.80 = 2 marks</p> <p>if answer incorrect then ALLOW evidence of correct rounding to 2SF for 1 mark</p>
		<p>(iv) increase circled</p> <p>and</p> <p>idea that increases air movement/evaporation/diffusion ✓</p>	1	1 x 3.2a	<p>ALLOW increased stated on answer line if no answer circled</p> <p>ALLOW idea that water (vapour) is moved (away from leaf) / more water lost from stomata ALLOW because it decreases humidity ALLOW transpiration (rate) increases IGNORE just 'more wind' IGNORE dries out the leaves / more space for water IGNORE reference to photosynthesis</p>

Need to get in touch?

If you ever have any questions about OCR qualifications or services (including administration, logistics and teaching) please feel free to get in touch with our customer support centre.

Call us on

01223 553998

Alternatively, you can email us on

support@ocr.org.uk

For more information visit



ocr.org.uk/qualifications/resource-finder



ocr.org.uk



Twitter/ocrexams



/ocrexams



/company/ocr



/ocrexams



CAMBRIDGE
UNIVERSITY PRESS & ASSESSMENT

OCR is part of Cambridge University Press & Assessment, a department of the University of Cambridge.

For staff training purposes and as part of our quality assurance programme your call may be recorded or monitored. © OCR 2022 Oxford Cambridge and RSA Examinations is a Company Limited by Guarantee. Registered in England. Registered office The Triangle Building, Shaftesbury Road, Cambridge, CB2 8EA.

Registered company number 3484466. OCR is an exempt charity.

OCR operates academic and vocational qualifications regulated by Ofqual, Qualifications Wales and CCEA as listed in their qualifications registers including A Levels, GCSEs, Cambridge Technicals and Cambridge Nationals.

OCR provides resources to help you deliver our qualifications. These resources do not represent any particular teaching method we expect you to use. We update our resources regularly and aim to make sure content is accurate but please check the OCR website so that you have the most up-to-date version. OCR cannot be held responsible for any errors or omissions in these resources.

Though we make every effort to check our resources, there may be contradictions between published support and the specification, so it is important that you always use information in the latest specification. We indicate any specification changes within the document itself, change the version number and provide a summary of the changes. If you do notice a discrepancy between the specification and a resource, please [contact us](#).

Whether you already offer OCR qualifications, are new to OCR or are thinking about switching, you can request more information using our [Expression of Interest form](#).

Please [get in touch](#) if you want to discuss the accessibility of resources we offer to support you in delivering our qualifications.